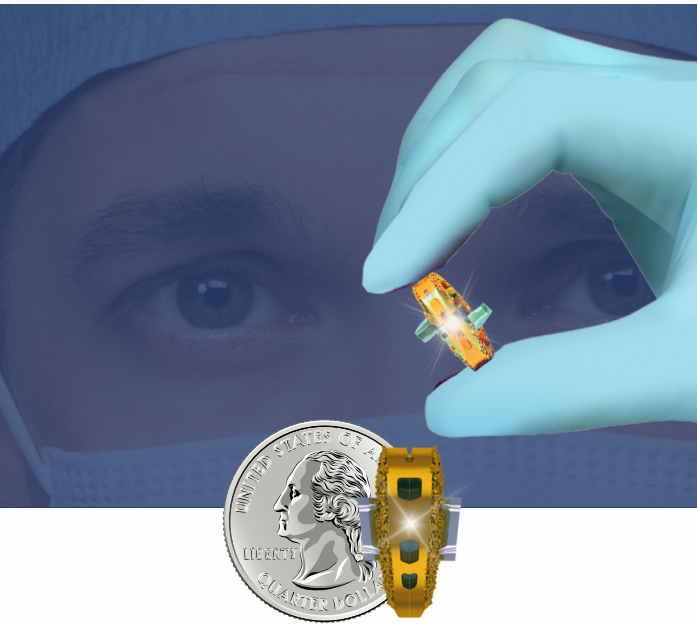


Cutting Edge Technology



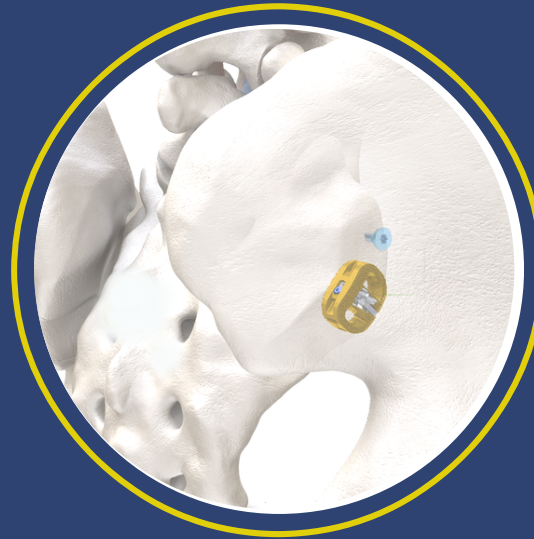
The VYRSA™ V1 implant is a revolutionary FDA-cleared technology designed to increase SI Joint stability while reducing complications and procedure times.

Patient Advantages

- Minimally Invasive (MIS)
- A Long Term Solution to SIJ Pain
- Fast Recovery Times
- FDA-Cleared Technology

The Procedure:

How does it work?



Physicians can treat SI joint pain through a minimally invasive (MIS) procedure designed to fuse the sacrum and ilium. It consists of placing the proprietary VYRSA™ implant into the SI Joint through a small incision to provide joint stability and pain relief.



Innovation Through Education.

501 Allendale Road, King of Prussia, PA
(484) 427-7060 | vyrsatech.com



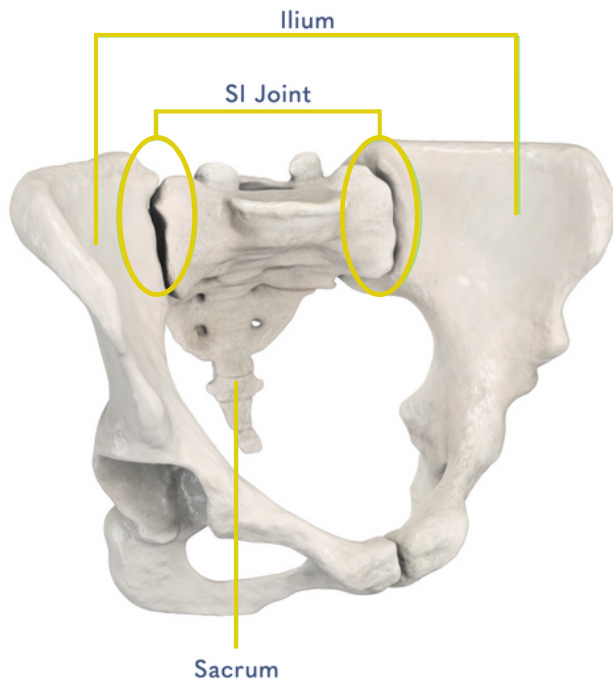
Patient Information

Low Back, Hip or Leg Pain?

A Minimally Invasive Option for
Chronic Sacroiliac (SI) Joint Pain



What are the SI Joints?



The Sacroiliac (SI) Joints connect the base of the spine (sacrum) to the ilium (hip). The human body has two sacroiliac joints. The SI joints serve as shock absorbers for vertical loading distributed between the torso and the lower body. They play a crucial role in stability of the human body and can become the source of significant pain.

SI Joint Pain Symptoms

- Pain in the lower back, hips or buttocks.
- Pain that radiates from the pelvis to the thighs, knees or feet.
- Pain limited to just one side of the lower back.
- Numbness or tingling in the legs.
- Weakness in the legs.
- Pain when getting in and out of bed or a vehicle.
- Low back or hip pain following pregnancy and childbirth.



SI Joint Pain Treatment Algorithm

Diagnosis of the SI joint pain per history, exam, imaging and provocative tests.

4-8 weeks of physical therapy, depending on insurance, which may require additional conservative treatments.

Greater than 75% pain relief from 2 sacroiliac joint injections.

